

Tube Specification Guide

Create the perfect tube with our advanced decoration capabilities and diverse size range



Tube Quotation Form

Please complete and submit the following form. Make sure to provide all relevant information in order to receive an accurate quotation. Refer to this guide for descriptions, measurements, capacities, and other specifics for our standard size tubes, including detailed instructions for tube measuring, orifice sizing, and other pertinent information.

Contact name _____ Email _____
Company name _____
Address _____ Phone _____
Fax _____

Annual volume of tubes _____ Typical release size _____

Diameter of tube (please circle) 5/8" 3/4" 7/8" 1" 1-3/16" 1-3/8" 1-1/2" 2" 2-3/16" 2-3/8"

Length of tube _____

Tube type Laminate Extruded PCR

Sleeve structure Monolayer Co-extrusion/barrier

Tube material

Low-density polyethylene High-density polyethylene Polypropylene
 Medium-density polyethylene Soft touch EVOH
(only option for laminate tubes).

Separation

Conduction seal

Sleeve color _____ 360° Deco (2" Only) Yes No

Head style _____ Head color _____

Orifice size (or blind) _____ Orientation Yes No

Cap style _____ Cap diameter _____ Cap color _____

Decorating processes (please specify process and number of colors)

Extruded

Dry offset print (up to 8 colors) # of colors _____
 Silk screen (up to 9 colors) # of colors _____
 Hot stamp # of colors _____
 Printed label

Laminate

Flexo (up to 12 colors) # of colors _____
 Silk screen (up to 3 colors) # of colors _____
 Foil (up to 2 foils) # of colors _____
 Embossing/Debossing

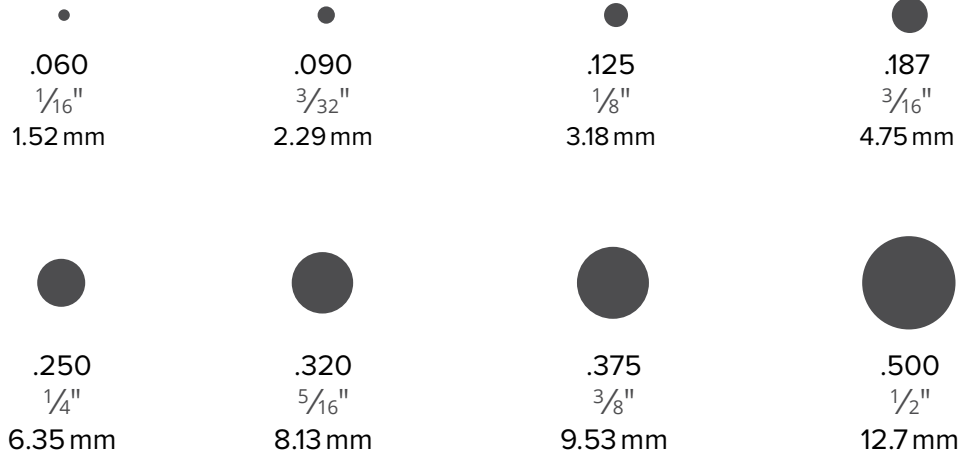
Coating Gloss Matte Soft Touch

Cap decoration None Hot Stamped Metal Overshell Special Finish
(i.e. foil, flecked, pearl, etc.)



Orifice Diameters

Align with closure to determine size requirements.



Caps and Seals

We offer a wide variety of closures, including stock production, proprietary, and select vendor-supplied specialty caps. Closure decorations, including hot stamping and metal over shellings, may be available depending upon closure style.

We also are equipped to apply freshness seals over the tube orifice on many head styles. These seals have tabs, which allow for easy removal.



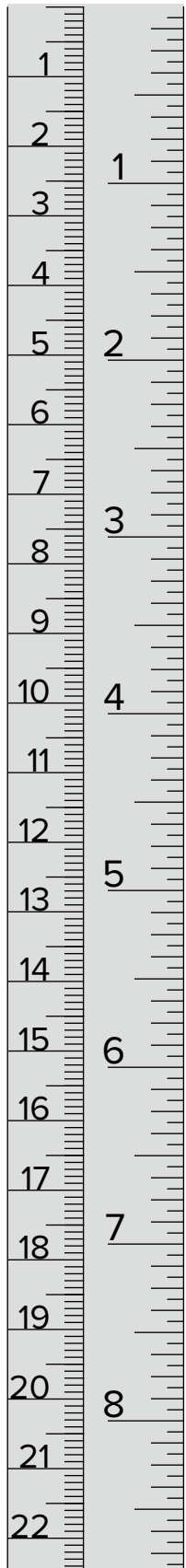
Special Heads, Custom Caps

Tooling can be furnished for special head finishes and orifices to meet unique requirements.


Customized caps can also be provided to accommodate special designs.



Please check measuring instructions on the back panel.



Available Head Style:
22-400
6 color maximum for dry offset



Available Head Style:
22-400

MIN. LENGTH (INCHES)	VOLUME (ml)	VOLUME (fl oz)	MIN. LENGTH (INCHES)	VOLUME (ml)	VOLUME (fl oz)
4 3/8"	162.66 ml	5 1/2 fl oz	5 1/4"	221.80 ml	7 1/2 fl oz
4 5/8"	177.44 ml	6 fl oz	5 7/16"	236.59 ml	8 fl oz
4 7/8"	192.33 ml	6 1/2 fl oz	5 5/8"	251.38 ml	8 1/2 fl oz
5 1/8"	207.02 ml	7 fl oz	5 13/16"	266.16 ml	9 fl oz
5 3/8"	221.80 ml	7 1/2 fl oz	6"	280.95 ml	9 1/2 fl oz
5 5/8"	236.59 ml	8 fl oz	6 3/16"	295.74 ml	10 fl oz
5 7/8"	251.38 ml	8 1/2 fl oz	6 3/8"	310.52 ml	10 1/2 fl oz
6 1/8"	266.16 ml	9 fl oz	6 9/16"	325.31 ml	11 fl oz
6 3/8"	280.95 ml	9 1/2 fl oz	6 3/4"	340.10 ml	11 1/2 fl oz
6 5/8"	295.74 ml	10 fl oz	6 15/16"	354.88 ml	12 fl oz
6 7/8"	310.52 ml	10 1/2 fl oz	7 1/8"	369.67 ml	12 1/2 fl oz
7 1/8"	325.31 ml	11 fl oz	7 5/16"	384.45 ml	13 fl oz
7 3/8"	340.10 ml	11 1/2 fl oz	7 1/2"	399.24 ml	13 1/2 fl oz
7 5/8"	354.88 ml	12 fl oz	7 11/16"	414.03 ml	14 fl oz
7 7/8"	369.67 ml	12 1/2 fl oz	7 7/8"	428.82 ml	14 1/2 fl oz
8 1/8"	384.45 ml	13 fl oz	8 1/16"	443.60 ml	15 fl oz
8 3/8"	399.24 ml	13 1/2 fl oz			

**24mm
Snap-on Cap**

2"

DIAMETER
43 Degree
Oval Sleeve

MIN. 4"	118.29 ml	4 fl oz
4 ³ / ₈ "	133.08 ml	4 ¹ / ₂ fl oz
4 ³ / ₄ "	147.87 ml	5 fl oz
5 ¹ / ₁₆ "	162.66 ml	5 ¹ / ₂ fl oz
5 ⁷ / ₁₆ "	177.44 ml	6 fl oz
5 ³ / ₄ "	192.23 ml	6 ¹ / ₂ fl oz
6 ¹ / ₈ "	207.02 ml	7 fl oz
6 ⁷ / ₁₆ "	221.80 ml	7 ¹ / ₂ fl oz
6 ³ / ₄ "	236.59 ml	8 fl oz
7 ¹ / ₈ "	251.38 ml	8 ¹ / ₂ fl oz
7 ¹ / ₂ "	266.16 ml	9 fl oz
7 ¹³ / ₁₆ "	280.95 ml	9 ¹ / ₂ fl oz
8 ¹ / ₈ "	295.74 ml	10 fl oz
8 ¹ / ₂ " MAX.	310.52 ml	10 ¹ / ₂ fl oz

Available Head Styles:
Snap-on
24mm Oval

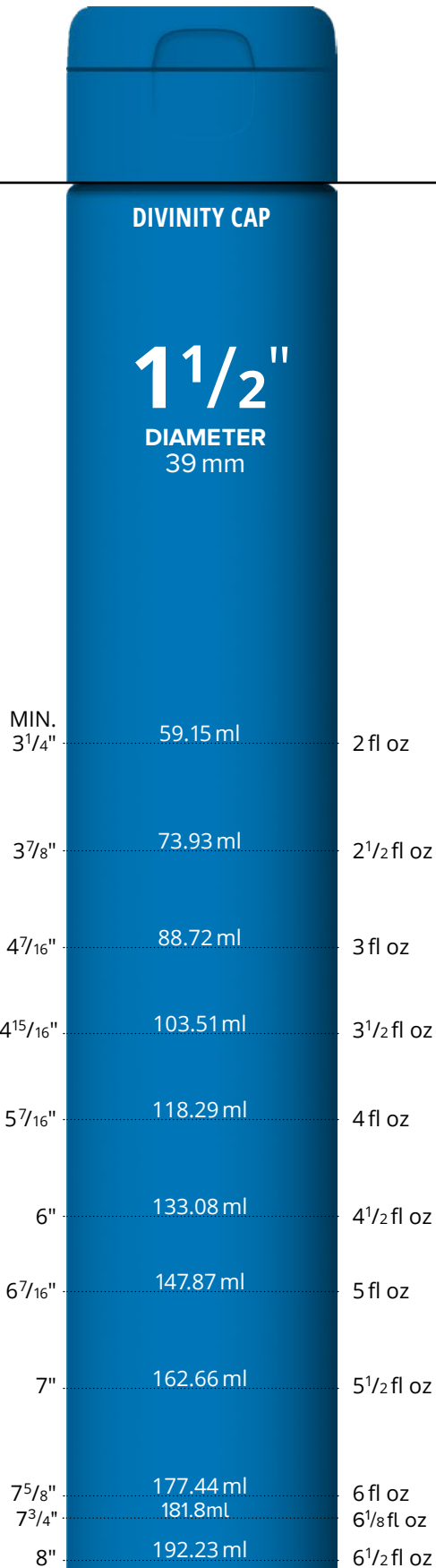
DIVINITY CAP

2"

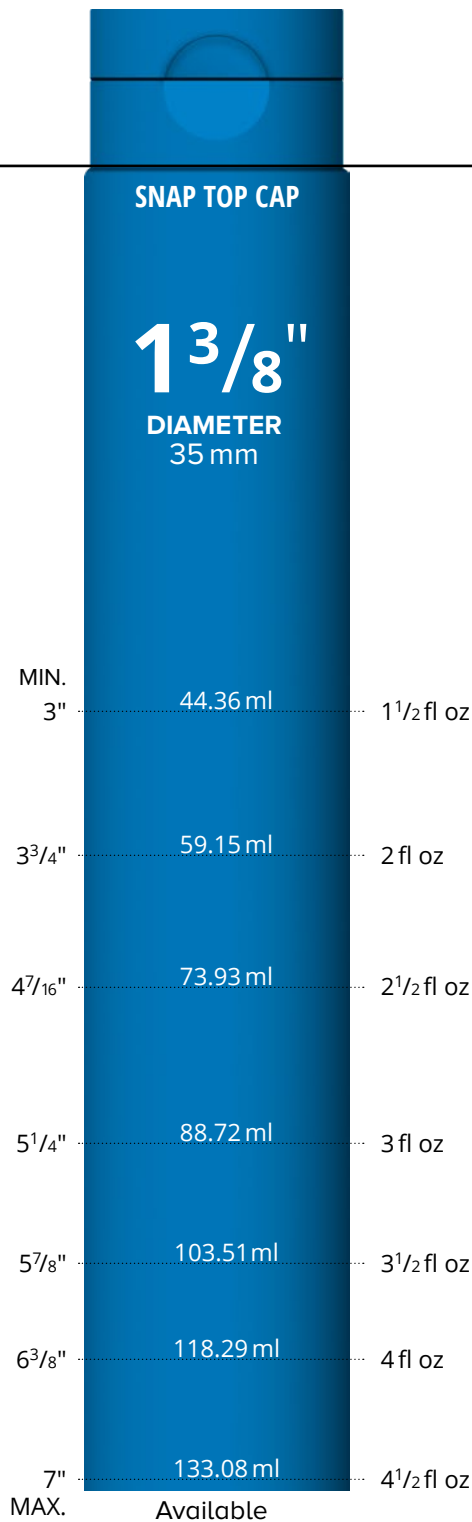
DIAMETER
49 mm

MIN. 4"	118.29 ml	4 fl oz
4 ³ / ₈ "	133.08 ml	4 ¹ / ₂ fl oz
4 ³ / ₄ "	147.87 ml	5 fl oz
5 ¹ / ₁₆ "	162.66 ml	5 ¹ / ₂ fl oz
5 ⁷ / ₁₆ "	177.44 ml	6 fl oz
5 ³ / ₄ "	192.23 ml	6 ¹ / ₂ fl oz
6 ¹ / ₈ "	207.02 ml	7 fl oz
6 ⁷ / ₁₆ "	221.80 ml	7 ¹ / ₂ fl oz
6 ³ / ₄ "	236.59 ml	8 fl oz
7 ¹ / ₈ "	251.38 ml	8 ¹ / ₂ fl oz
7 ¹ / ₂ "	266.16 ml	9 fl oz
7 ¹³ / ₁₆ "	280.95 ml	9 ¹ / ₂ fl oz
8 ¹ / ₈ "	295.74 ml	10 fl oz
8 ¹ / ₂ " MAX.	310.52 ml	10 ¹ / ₂ fl oz

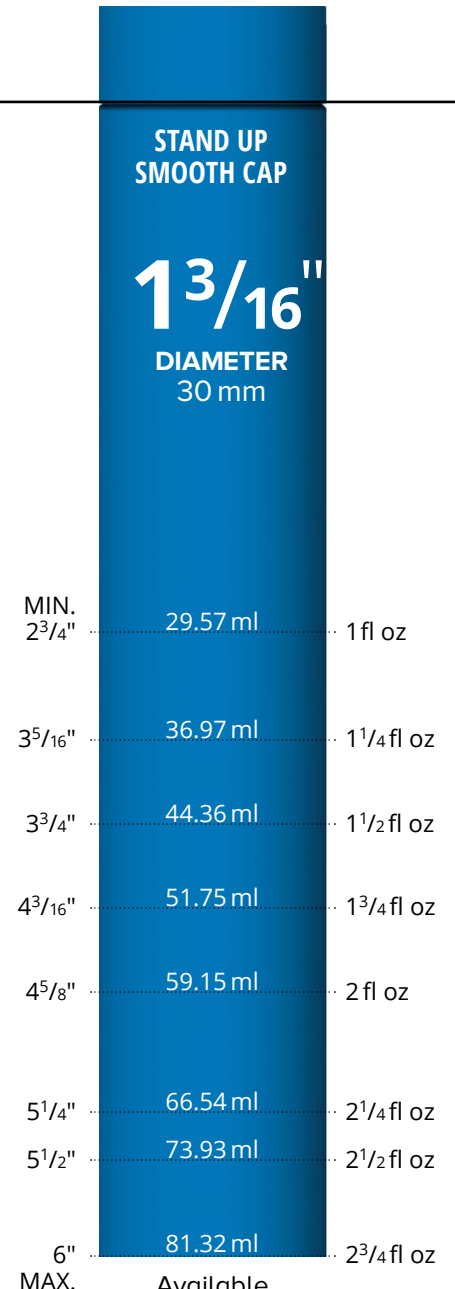
Available Head Styles:
22-400 Snap-on
Deckless Snap-on 24mm Center Dispense,
#28 Lube Nozzle



Available
Head Styles:
22-400
Caulk Tip (Blind)
Deckless
24mm Center Dispense



Available
Head Styles:
M8
#16
24-405
22-400 Child Resistant Closure
Only
Deckless




Available
Head Styles:
M8
8mm Applicator Tip
22-400 Child Resistant Closure Only
M4
#16
Caulk Tip LP

Head styles listed in **blue** are available for laminate or extruded tubes. Those listed in black are for extruded tubes only.

Blue tube diagrams denote they are available as a laminate or an extruded product.

Laminate tube lengths are available in 1/8" increments only. For laminate, the shortest length is 2 3/4" and longest is 8 1/2".



Suggested tube lengths do not take into account any amount trimmed off the tube during filling.

Measurements within this guide are for reference only. Actual tube sizing and fill weight determination is recommended.

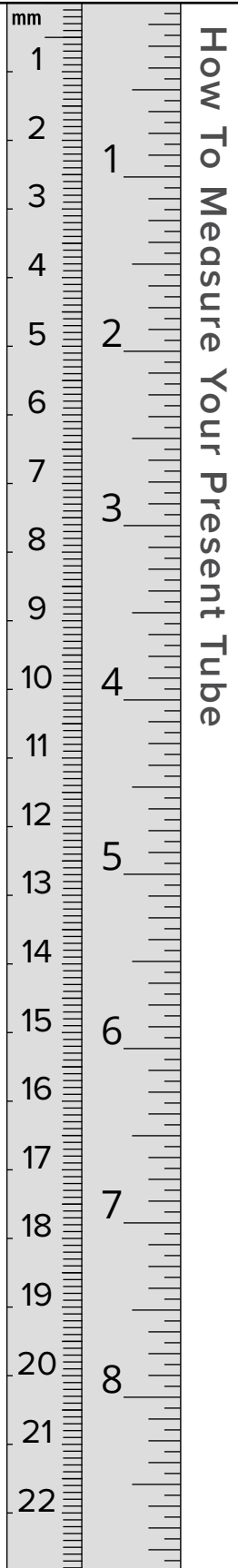
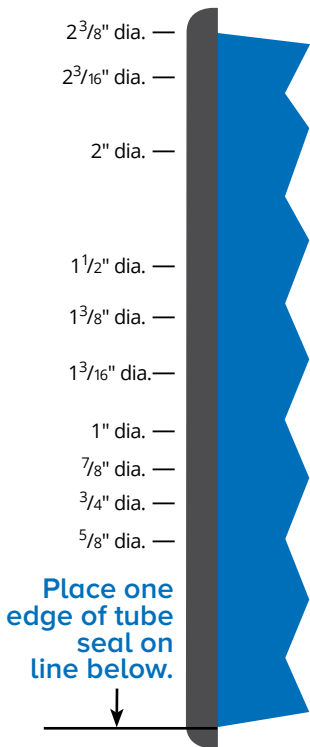
For deckless caps, fill lengths will vary. Contact your sales representative for assistance.

For tube length, place shoulder of tube at top of rule.

Measure the length as directed above. Compare with calibrated lengths and fluid ounce capacities on diagrammed tubes in this guide. Tube length is measured from shoulder to open end.

For tube diameter, place the folded or sealed end flat against diagram below.

Use the gauge to measure the diameter. Note the dimension and compare with range of diameter sizes shown in this guide.



Tube Dimensions

The tube diagrams in this guide show dimensions and fluid ounce capacities. Since product densities vary widely, tube capacities are measured volumetrically in fluid ounces. Density and other characteristics of your product will determine the correct size.

For other than fluid ounce fill, tube sizing is recommended. Due to different product viscosity, orifice sizing is recommended.

If required lengths are shorter than minimums or longer than maximums shown, special orders will be considered.

Tube Decoration

We can reproduce your original artwork to meet specifications and offer the following in-house decorating processes:

Extruded:

- Dry offset printing up to eight colors
- Up to nine colors silk screen
- Hot and cold foil stamping
- Labeling—from spot labels to full wrap

Laminate:

- Twelve station flexo
- Up to three colors silk screen, including tactile
- Hot and cold foil stamping (up to 2 foils)
- Registered embossing/debossing
- 360° Deco technology to minimize side seam
- Soft Touch

Extruded tube sleeves can be decorated completely around the circumference with an allowance for top and bottom margin(s). Shoulders and heads cannot be decorated. Laminate tubes can carry print down to the cap. Labeling is for extruded tubes only.

Tube Materials

High, medium, or low-density polyethylene is the standard material used in extruded tubes.

We can produce tubes in the following structures:

- Monolayer
- Dual layer
- Soft Touch
- Co-extruded/barrier
- Post Consumer Resin

Tube Colors and Coatings

White and natural (clear) are standard. Pigmented, pearlescent, or metallic color can be added. We also can match your special colors. UV matte and gloss coating are available.

